



# EVP 1-2-3 SIZING GUIDE



### EVERPURE® SINGLE ICE MAKERS

#### EV9324-21 INSURICE® SINGLE PF-I2000<sup>2</sup> SYSTEM

BUILT-IN PREFILTER REMOVES SEDIMENT AND COARSE DIRT PARTICLES



- **Cubers:** <650 lbs./day [<295 kgs./day] IMI Cornelius®, Manitowoc®, Follett®, Ice-O-Matic®
- **Flakers:** <1,500 lbs./day [<680 kgs./day] IMI Cornelius, Manitowoc, Follett, Ice-O-Matic, Scotsman®

#### Cartridges

- EV9534-26 EC210 Prefilter (1 ea)
- EV9612-22 i-2000<sup>2</sup>
- 4SI and 7SI Cartridges can be used for healthcare facilities and icemakers with sanitization issues\*\*\*

Features Micro-Pure II media<sup>†\*\*</sup>

System available without prefilter: EV9324-01 Insurice Single

#### EV9324-22 INSURICE TWIN PF-I2000<sup>2</sup> SYSTEM

BUILT-IN PREFILTER REMOVES SEDIMENT AND COARSE DIRT PARTICLES



- **Cubers:** 650-1,200 lbs./day [295-544 kgs./day] IMI Cornelius, Manitowoc, Follett, Ice-O-Matic, Scotsman
- **Cubers:** up to 650 lbs./day [295 kgs./day] Hoshizaki®
- **Flakers:** 1,500-2,500 lbs./day [680-1,134 kgs./day] IMI Cornelius, Manitowoc, Follett, Ice-O-Matic, Scotsman

#### Cartridges

- EV9534-26 EC210 Prefilter (1 ea)
- EV9612-22 i-2000<sup>2</sup> (2 ea)

Features Micro-Pure II media<sup>†\*\*</sup>

System available without prefilter: EV9324-02 Insurice Twin

#### EV9325-23 INSURICE TRIPLE PF-I4000<sup>2</sup> SYSTEM

BUILT-IN PREFILTER REMOVES SEDIMENT AND COARSE DIRT PARTICLES



- **Cubers:** 1,200-1,600 lbs./day [544-726 kgs./day] IMI Cornelius, Manitowoc, Follett, Ice-O-Matic, Scotsman
- **Cubers:** 650-1,150 lbs./day [295-522 kgs./day] Hoshizaki, Vogt®
- **Flakers:** 2,500-3,500 lbs./day [1,134-1,588 kgs./day] IMI Cornelius, Manitowoc, Follett, Ice-O-Matic, Scotsman

#### Cartridges

- EV9534-26 EC210 Prefilter (1 ea)
- EV9612-32 i-4000<sup>2</sup> (3 ea)

Features Micro-Pure II media<sup>†\*\*</sup>

System available without prefilter: EV9325-03 Insurice Triple

\*For chloramines removal, contact Pentair Everpure Technical Service. For assistance with any ice maker not listed here, call Pentair Everpure at 800.942.1153.

\*\*See individual system specification sheets for performance claims and FIFRA registration information.

\*\*\*Meets ASHRAE 188 Standard and helps with biological growth issues.

†Proprietary Micro-Pure II filtration media effectively inhibits the growth of bacteria on the filter media that can decrease product life.

### Flake & Cube Models

#### High and Low Flow Rate Machines

Most problems with ice makers are water related (70% by manufacturers' estimates). Clean up the water and clean up most maintenance problems!

#### Chief Offenders

- **Dirt:** Wears pumps, blocks solenoids, pits evaporators
- **Chlorine\*:** Gas corrodes stainless parts, surfaces rust
- **Scale Buildup:** Coats evaporator, slows harvest, lowers production, increases energy usage

#### Solution

Everpure Insurice Systems:

- Provide excellent flow rates for even largest machines
- Remove dirt particles down to 1/2 micron in size by mechanical means\*\*
- Reduce chlorine, prevents rusting of stainless parts
- Reduce lime scale buildup that will cause poor ice production and freeze-up

### Sizing Ice Machines by Brand & Series/Capacity:

If you know the manufacturer and the "size" of the ice maker, EVP 1-2-3 will point you to the correct filter system or replacement cartridge.

These sizing recommendations are merely general guidelines. For exact sizing by equipment manufacturer and model number, visit [everpuresizing.com](http://everpuresizing.com) or contact Pentair Everpure Technical Service: [servicespecialist@pentair.com](mailto:servicespecialist@pentair.com) or 800.942.1153.

## EVERPURE® SINGLE ICE MAKERS

### EV9325-04 INSURICE® QUAD-I4000<sup>2</sup> SYSTEM

#### OPTIONAL PREFILTER AVAILABLE



- **Cubers:** >1,600 lbs./day [>726 kgs./day] IMI Cornelius®, Manitowoc®, Follett®, Ice-O-Matic®, Scotsman®
- **Cubers:** >1,150-1,500 lbs./day [>522-680 kgs./day] Hoshizaki®, Vogt®
- **Flakers:** >3,500 lbs./day [>1,588 kgs./day] IMI Cornelius, Manitowoc, Follett, Ice-O-Matic, Scotsman

#### Cartridges

- EV9534-26 EC210 Prefilter (1 ea)
- EV9612-32 i-4000<sup>2</sup> (4 ea)

Features Micro-Pure® II media†\*\*\*

Optional prefilter prolongs filter life in dirty water areas:  
EV3114-34 Prefilter Bracket • EV9795-90 E-Series 20.0" [50.8 cm] Prefilter

### EV9327-73 INSURICE TRIPLE 7FC-S SYSTEM

#### HIGH CAPACITY SCALE, CHEMICAL AND MECHANICAL CONTAMINANT REDUCTION



- **Cubers:** <1,500 lbs./day [<680 kgs./day] Hoshizaki®

#### Cartridges

- EV9534-26 EC210 Prefilter (1 ea)
- EV9692-71 7FC-S (3 ea)

## MULTIPLE ICE MAKERS\*\*

Add the total ice production of all ice machines in use and then reference the information below.

### EV9327-44 INSURICE QUAD 4FC-S SYSTEM

#### HIGH CAPACITY SCALE, CHEMICAL AND MECHANICAL CONTAMINANT REDUCTION



- **Cubers:** <1,600 lbs./day [<726 kgs./day] Hoshizaki
- **Cubers:** <2,400 lbs./day [<1,089 kgs./day] IMI Cornelius, Manitowoc, Follett, Ice-O-Matic, Scotsman, Crystal Tips®
- **Flakers:** <5,000 lbs./day [<2,268 kgs./day] IMI Cornelius, Manitowoc, Follett, Ice-O-Matic, Scotsman

#### Cartridges

- EV9534-12 EC110 Prefilter (1 ea)
- EV9692-31 4FC-S (4 ea)

### EV9327-74 INSURICE QUAD 7FC-S SYSTEM

#### HIGH CAPACITY SCALE, CHEMICAL AND MECHANICAL CONTAMINANT REDUCTION



- **Cubers:** >1,600 lbs./day [>726 kgs./day] Hoshizaki
- **Cubers:** >2,400 lbs./day [>1,089 kgs./day] IMI Cornelius, Manitowoc, Follett, Ice-O-Matic, Scotsman, Crystal Tips
- **Flakers:** >5,000 lbs./day [>2,268 kgs./day] IMI Cornelius, Manitowoc, Follett, Ice-O-Matic, Scotsman

#### Cartridges

- EV9534-26 EC210 Prefilter (1 ea)
- EV9692-71 7FC-S (4 ea)

These sizing recommendations are merely general guidelines. For exact sizing by equipment manufacturer and model number, visit [everpuresizing.com](http://everpuresizing.com) or contact Pentair Everpure Technical Service: [servicespecialist@pentair.com](mailto:servicespecialist@pentair.com) or 800.942.1153.

\*\*Total Ice Maker(s) Production. For assistance with any ice maker not listed here, call Pentair Everpure at 800.942.1153.

\*\*\* See individual system specification sheets for performance claims and FIFRA registration information.

† Proprietary Micro-Pure II filtration media effectively inhibits the growth of bacteria on the filter media that can decrease product life.



### EVERPURE® COFFEE EQUIPMENT

#### BREWERS 0.50 GPM [1.89 LPM] AND UNDER



**System**

- EV9275-60 QL2-OCS<sup>2</sup>

**Cartridge**

- EV9618-02 OCS<sup>2</sup>

**Brewers**

- Up to 3 lbs. [1.4 kgs.] of coffee per day
- Up to 17 glass pots [1/2 gal] or 13 airpots [2.5 L] brewed per day

**Capacity**

- 1,500 gallons [5,678 L]

Features Micro-Pure® II media<sup>†\*</sup>

#### BREWERS 0.50 GPM - 1 GPM [1.89 LPM - 3.78 LPM]



**System**

- EV9272-00 QL3-BH<sup>2</sup>

**Cartridge**

- EV9612-50 BH<sup>2</sup>

**Brewers**

- Up to 6.0 lbs. [2.7 kgs.] of coffee per day
- Up to 34 glass pots [1/2 gal] or 25 airpots [2.5 L] brewed per day

**Capacity**

- 3,000 gallons [11,356 L]

Features Micro-Pure II media<sup>†\*</sup>

#### BREWERS 1 GPM - 1.67 GPM [3.78 LPM - 6.32 LPM]



**System**

- QC7I Single-MH<sup>2</sup>

**Head**

- EV9272-41 QC7I Single

**Cartridge**

- EV9613-21 MH<sup>2</sup>

**Brewers**

- Up to 17.0 lbs. [7.7 kgs.] of coffee per day
- Up to 102 glass pots [1/2 gal] or 77 airpots [2.5 L] brewed per day

**Capacity**

- 9,000 gallons [34,069 L]

Features Micro-Pure® II media<sup>†\*</sup>

#### BREWERS 1.67 GPM [6.32 LPM] AND ABOVE



**System**

- QC7I Twin-MH<sup>2</sup>

**Head**

- EV9272-22 QC7I Twin

**Cartridge**

- EV9613-21 MH<sup>2</sup> [2 ea]

**Brewers**

- Up to 34.0 lbs. [15.4 kgs.] of coffee per day
- Up to 204 glass pots [1/2 gal] or 155 airpots [2.5 L] brewed per day

**Capacity**

- 18,000 gallons [68,137 L]

Features Micro-Pure® II media<sup>†\*</sup>

Specialty coffee has been the fastest growing segment of the foodservice industry for the last several years. Various blends, flavored coffees and espresso products have “raised the bar” on coffee offerings. It’s no longer just “regular or decaf”?

But one fact remains constant – coffee is 98.7% WATER! To make good coffee or espresso you MUST start with clean, filtered, taste- and odor-free WATER!

Pentair® Everpure filters remove dirt, chlorine, off-tastes and odors, providing you with superior “ingredient quality” water.

### Reverse Osmosis

#### Hardness and Coffee

- For hardness of 12 grains and lower you can utilize Precoat (MH, BH, etc), Claris™ or Reverse Osmosis
- For hardness above 12 grains, you should only use Reverse Osmosis

The above recommendations are based on a balance of coffee volume and water quality. An excess of either or both warrants a Reverse Osmosis solution.

These sizing recommendations are merely general guidelines. For exact sizing by equipment manufacturer and model number, visit [everpuresizing.com](http://everpuresizing.com) or contact Pentair Everpure Technical Service: [servicespecialist@pentair.com](mailto:servicespecialist@pentair.com) or 800.942.1153.

\*See individual system specification sheets for performance claims and FIFRA registration information.

†Proprietary Micro-Pure II filtration media effectively inhibits the growth of bacteria on the filter media that can decrease product life.

Claris™ is a trademark of Aquis, GmbH.

EVERPURE® COFFEE & ESPRESSO SYSTEMS

WATER TREATMENT FOR COFFEE & ESPRESSO

	<p><b>Systems</b></p> <ul style="list-style-type: none"> <li>• EV4339-84 Claris™ Ultra 2000</li> <li>• EV4339-23 Claris Head 3/8-inch QCF*</li> </ul> <p>Cartridge and head are sold separately. *Also available in 1/4-inch QCF and 3/8-inch BSP.</p> <p>Note: If chloride or silica is present in influent water supply, consult factory prior to installing filtration.</p>	<p><b>Brewers</b></p> <ul style="list-style-type: none"> <li>• Up to 10.0 lbs. [4.5 kgs.] of coffee per day</li> <li>• Up to 60 glass pots [1/2 gal] or 45 airpots [2.5 L] brewed per day</li> </ul>
	<p><b>Cartridge</b></p> <ul style="list-style-type: none"> <li>• EV4339-86 Claris Prime</li> </ul> <p><b>Head</b></p> <ul style="list-style-type: none"> <li>• EV4339-92 Claris Gen2 3/8"*</li> </ul> <p>*Also available in 3/8" BSP and NPT</p> <p>Cartridge and head sold separately</p> <p>Note: If silica is present in influent water supply, consult factory prior to installing filtration.</p> <p>Note: If chlorides or sulphates present in influent water supply, use Claris Prime.</p>	<p><b>Brewers</b></p> <ul style="list-style-type: none"> <li>• Up to 5 lbs of coffee per day</li> <li>• Up to 30 glass pots [1/2 gal] or 23 airpots brewed per day</li> </ul>

These sizing recommendations are merely general guidelines. For exact sizing by equipment manufacturer and model number, visit [everpuresizing.com](http://everpuresizing.com) or contact Pentair Everpure Technical Service: [servicespecialist@pentair.com](mailto:servicespecialist@pentair.com) or 800.942.1153.

\*See individual system specification sheets for performance claims and FIFRA registration information.

†Proprietary Micro-Pure II filtration media effectively inhibits the growth of bacteria on the filter media that can decrease product life.

Claris™ is a trademark of Aquis, GmbH.



See table on next page for applying the ESO and Claris to Espresso.

# EVERPURE® ESPRESSO SYSTEMS

### WATER TREATMENT FOR ESPRESSO



#### Systems

- EV9607-25 ESO<sup>7</sup>
- EV4339-81 Claris™ Ultra M
- EV4339-82 Claris Ultra L
- EV4339-83 Claris Ultra XL
- EV4339-84 Claris Ultra XXL
- EV4339-86 Claris Prime

See table on next page for applying the ESO and Claris to Espresso.

#### Heads

- EV9272-41 QC71 Single (for ESO cartridge)
- EV4339-23 Claris Head 3/8-inch QCF\* (for Claris cartridges)
- EV4339-92 Claris Gen2 3/8" Filter Head†

Cartridge and head are sold separately.

\*Claris head also available in 1/4-inch QCF and 3/8-inch BSP.

†Claris Gen2 3/8" head also available in 3/8" BSP and NPT

Note: If chloride or silica is present in influent water supply, consult factory prior to installing filtration.

### WATER TREATMENT FOR ESPRESSO



#### Systems

- EV9977-00 CONSERV 75E High Efficiency Reverse Osmosis (RO)

See table on next page for applying the ESO and Claris to Espresso.

#### Cartridges

- EV9976-25 CONSERV 75S Cartridge Replacement Kit
- EV9693-21 4FC5 Pretreatment Carbon Filter Replacement Cartridge
- 4002575 GRO-75EN RO Membrane Replacement Cartridge
- EV9627-45 4CC Post Treatment Calcite Feed Replacement Cartridge
- EV9977-25 Conserv 75E Cartridge Replacement Kit
- EV9693-31 4FC5-S Pretreatment Carbon Filter Replacement Cartridge
- 4002575 GRO-75EN RO Membrane Replacement Cartridge
- EV9627-45 4CC Post Treatment Calcite Feed Replacement Cartridge
- EV9617-16 4CB5 Post Filtration Replacement Cartridge

**Everpure Claris Ultra Systems – Scale prevention and hardness can be adjusted to meet specific water recipes**

**Everpure ESO Systems – Scale prevention**

### Espresso: ESO or Claris?

	ESPRESSO		
	LOW VOLUME 150 SHOTS PER DAY	MEDIUM VOLUME 150 - 300 SHOTS PER DAY	HIGH VOLUME 301-500 SHOTS PER DAY
8 Grains Hardness	ESO <sup>7</sup> Twin	ESO <sup>7</sup> Twin	ESO <sup>7</sup> Triple
	Claris Ultra S*	Claris Ultra M*	Claris Ultra L*
	Claris Prime*		
12 Grains of Hardness	ESO <sup>7</sup> Twin	ESO <sup>7</sup> Triple	Claris Ultra XXL*
	Claris Prime*	Claris Ultra XL*	Claris Ultra XXL*
	Claris Ultra L*	CONSERV 75E	CONSERV 75E
	CONSERV 75E		

### Reverse Osmosis

#### Hardness and Coffee

- For hardness of 12 grains and lower you can utilize Precoat (MH, BH, etc.), ESO, Claris™ Ultra or Reverse Osmosis (RO)
- For hardness between 12 and 20 grains, you can utilize either a Claris or Reverse Osmosis solution
- For hardness above 20 grains, you should only use Reverse Osmosis

The above recommendations are based on a balance of coffee volume and water quality. An excess of either or both warrants a Reverse Osmosis solution.

### Why would I chose Claris over ESO?

- Higher performance filtration
- Blending valve allows for customized water quality
- Five-stage (vs three-stage on the ESO) filtration





For locations that would like to use a single filtration solution for their coffee and espresso equipment, consider using the Claris family of products.

These sizing recommendations are merely general guidelines. For exact sizing by equipment manufacturer and model number, visit [everpuresizing.com](http://everpuresizing.com) or contact Pentair Everpure Technical Service: [servicespecialist@pentair.com](mailto:servicespecialist@pentair.com) or 800.942.1153.





\* Note: If chloride or silica is present in influent water supply, consult factory prior to installing filtration.

# FOUNTAIN DRINKS – CARBONATED ONLY

## Ambient Carbonator (Carbonated Beverages Only)

1 CARBONATOR	2 CARBONATORS	3 CARBONATORS	4 CARBONATORS
			
<b>COLDRIK® 1</b> EV9328-01	<b>COLDRIK 2</b> EV9328-02	<b>COLDRIK 3</b> EV9328-03	<b>COLDRIK 4</b> EV9328-44
<b>Cartridges</b> <ul style="list-style-type: none"> <li>EV9534-26 (1 ea)</li> <li>EV9612-56 (1 ea)</li> </ul>	<b>Cartridges</b> <ul style="list-style-type: none"> <li>EV9534-26 (1 ea)</li> <li>EV9612-56 (2 ea)</li> </ul>	<b>Cartridges</b> <ul style="list-style-type: none"> <li>EV9534-26 (1 ea)</li> <li>EV9612-56 (3 ea)</li> </ul>	<b>Cartridges</b> <ul style="list-style-type: none"> <li>EV9534-12 (1 ea)</li> <li>EV9692-21 (4 ea)</li> <li>No scale</li> </ul>

## Cold Carbonator (Carbonated Beverages Only)

1 CARBONATOR	2 CARBONATORS	3 CARBONATORS	4 CARBONATORS
			
<b>COLDRIK 2</b> EV9328-02	<b>COLDRIK 3</b> EV9328-03	<b>QC71 QUAD*-MC<sup>2</sup></b> HEAD: EV9336-11, CARTRIDGES: EV9612-56	<b>COLDRIK 4</b> EV9328-44
<b>Cartridges</b> <ul style="list-style-type: none"> <li>EV9534-26 (1 ea)</li> <li>EV9612-56 (2 ea)</li> </ul>	<b>Cartridges</b> <ul style="list-style-type: none"> <li>EV9534-26 (1 ea)</li> <li>EV9612-56 (3 ea)</li> </ul>	<b>Cartridges</b> <ul style="list-style-type: none"> <li>EV9612-56 (4 ea)</li> </ul>	<b>Cartridges</b> <ul style="list-style-type: none"> <li>EV9534-12 (1 ea)</li> <li>EV9692-21 (4 ea)</li> <li>No scale</li> </ul>

Inconsistent or low water pressure can cause premature filter expiration and poor quality drinks. For locations with low or inconsistent water pressure you should consider a Shurflo® Water Boost System.



\*Optional prefilter available



You may never be called on to size a filter system for fountain drinks, but here are a few simple tips:

**Question #1:** Is the customer serving carbonated beverages only, or are they selling both carbonated and non-carbonated beverages?

**Question #2:** Is the customer using an ambient carbonator(s) or cold carbonator(s)?

**Question #3:** How many carbonators is the customer using?

If you know these three things, the rest is as easy as EVP 1-2-3!

Fountain beverages represent one of the highest profit items in any foodservice operation today. From convenience stores to fine dining, fountain drinks are present. A fountain drink is approximately 83% water! And that doesn't include the ice! So, for great tasting fountain drinks that customers will repeatedly order, use an Everpure filter system from Pentair® to assure quality and good taste. It's as easy as EVP 1-2-3!




These sizing recommendations are merely general guidelines. For exact sizing by equipment manufacturer and model number, visit [everpuresizing.com](http://everpuresizing.com) or contact Pentair Everpure Technical Service: [servicespecialist@pentair.com](mailto:servicespecialist@pentair.com) or 800.942.1153.

Water Boost Sizing	ANNUAL USAGE				NUMBER OF DISPENSERS		
	VPO SYRUP		WATER CONSUMPTION		ONE	TWO	THREE
	GALLONS	LITERS	GALLONS	LITERS			
0 - 1000	0 - 3785	0 - 5000	18,927	2.0 gallon [7.6 L] Medium WB 804-023	2.0 gallon [7.6 L] Medium WB 804-023	2.0 gallon [7.6 L] Medium WB 804-023	
1000 - 1500	3785 - 5678	5000 - 7500	18,927 - 28,391	2.0 gallon [7.6 L] Medium WB 804-023	2.0 gallon [7.6 L] Medium WB 804-023	6.0 gallon [22.7 L] Maxi WB 804-037	
1500 - 2000	5678 - 7571	7500 - 10,000	28,391 - 37,854	2.0 gallon [7.6 L] Medium WB 804-023	2.0 gallon [7.6 L] Medium WB 804-023	6.0 gallon [22.7 L] Maxi WB 804-037	
2000+	7570+	10,000+	37,854+	2.0 gallon [7.6 L] Medium WB 804-023	6.0 gallon [22.7 L] Maxi WB 804-037	6.0 gallon [22.7 L] Maxi WB 804-037	






### FOUNTAIN DRINKS – CARBONATED ONLY


#### Ambient Carbonator (Carbonated Beverages Only)

1 CARBONATOR	2 CARBONATORS	2-3 CARBONATORS
		
<b>COLDRIK® 2</b> EV9771-22	<b>COLDRIK 3</b> EV9771-23	<b>COLDRIK 4</b> EV9771-24
<b>Cartridges</b> <ul style="list-style-type: none"> <li>EV9534-26 (1 ea)</li> <li>EV9771-00 (2 ea)</li> </ul>	<b>Cartridges</b> <ul style="list-style-type: none"> <li>EV9534-26 (1 ea)</li> <li>EV9771-00 (3 ea)</li> </ul>	<b>Cartridges</b> <ul style="list-style-type: none"> <li>EV9534-26 (1 ea)</li> <li>EV9771-00 (4 ea)</li> </ul>

#### Ambient Carbonator (Carbonated Beverages Only)

2 CARBONATORS	2-3 CARBONATORS	3-4 CARBONATORS
		
<b>COLDRIK 2</b> EV9761-22	<b>COLDRIK 3</b> EV9761-23	<b>COLDRIK 4</b> EV9761-24
<b>Cartridges</b> <ul style="list-style-type: none"> <li>EV9534-26 (1 ea)</li> <li>EV9761-00 (2 ea)</li> </ul>	<b>Cartridges</b> <ul style="list-style-type: none"> <li>EV9534-26 (1 ea)</li> <li>EV9761-00 (3 ea)</li> </ul>	<b>Cartridges</b> <ul style="list-style-type: none"> <li>EV9534-26 (1 ea)</li> <li>EV9761-00 (4 ea)</li> </ul>

Inconsistent or low water pressure can cause premature filter expiration and poor quality drinks. For locations with low or inconsistent water pressure you should consider a Shurflo® Water Boost System.



You may never be called on to size a filter system for fountain drinks, but here are a few simple tips:

**Question #1:** How many carbonators is the customer using?





Fountain beverages represent one of the highest profit items in any foodservice operation today. From convenience stores to fine dining, fountain drinks are present. A fountain drink is approximately 83% water! And that doesn't include the ice! So, for great tasting fountain drinks that customers will repeatedly order, use an Everpure filter system from Pentair® to assure quality and good taste. It's as easy as EVP 1-2-3!





These sizing recommendations are merely general guidelines. For exact sizing by equipment manufacturer and model number, visit [everpuresizing.com](http://everpuresizing.com) or contact Pentair Everpure Technical Service: [servicespecialist@pentair.com](mailto:servicespecialist@pentair.com) or 800.942.1153.

Water Boost Sizing	ANNUAL USAGE				NUMBER OF DISPENSERS		
	VPO SYRUP		WATER CONSUMPTION		ONE	TWO	THREE
	GALLONS	LITERS	GALLONS	LITERS			
0 - 1000	0 - 3785	0 - 5000	18,927	2.0 gallon [7.6 L] Medium WB 804-023	2.0 gallon [7.6 L] Medium WB 804-023	2.0 gallon [7.6 L] Medium WB 804-023	
1000 - 1500	3785 - 5678	5000 - 7500	18,927 - 28,391	2.0 gallon [7.6 L] Medium WB 804-023	2.0 gallon [7.6 L] Medium WB 804-023	6.0 gallon [22.7 L] Maxi WB 804-037	
1500 - 2000	5678 - 7571	7500 - 10,000	28,391 - 37,854	2.0 gallon [7.6 L] Medium WB 804-023	2.0 gallon [7.6 L] Medium WB 804-023	6.0 gallon [22.7 L] Maxi WB 804-037	
2000+	7570+	10,000+	37,854+	2.0 gallon [7.6 L] Medium WB 804-023	6.0 gallon [22.7 L] Maxi WB 804-037	6.0 gallon [22.7 L] Maxi WB 804-037	



# EVERPURE® FOUNTAIN DRINKS – CARBONATED & NON-CARBONATED

Ambient Carbonator (Carbonated & Non-Carbonated Beverages)			
1 CARBONATOR	2 CARBONATORS	3 CARBONATORS	4 CARBONATORS
			
<b>COLDRINK® 2</b> EV9328-02	<b>COLDRINK 3</b> EV9328-03	<b>QC71 QUAD* MC<sup>2</sup> HEAD: EV9336-11</b> <b>CARTRIDGES: EV9612-56</b>	<b>COLDRINK 4</b> EV9328-74
<b>Cartridges</b> • EV9534-26 (1 ea) • EV9612-56 (2 ea)	<b>Cartridges</b> • EV9534-26 (1 ea) • EV9612-56 (3 ea)	<b>Cartridges</b> • EV9612-56 (4 ea)	<b>Cartridges</b> • EV9534-26 (1 ea) • EV9692-61 (4 ea)

Cold Carbonator (Carbonated & Non-Carbonated Beverages)			
1 CARBONATOR	2 CARBONATORS	3 CARBONATORS	4 CARBONATORS
			
<b>COLDRINK 2</b> EV9328-02	<b>COLDRINK 3</b> EV9328-03	<b>COLDRINK 3-7FC</b> EV9328-73	<b>COLDRINK 4-7FC</b> EV9328-74
<b>Cartridges</b> • EV9534-26 (1 ea) • EV9612-56 (2 ea)	<b>Cartridges</b> • EV9534-26 (1 ea) • EV9612-56 (3 ea)	<b>Cartridges</b> • EV9534-26 (1 ea) • EV9692-61 (3 ea)	<b>Cartridges</b> • EV9534-26 (1 ea) • EV9692-61 (4 ea)

\*Optional prefilter available.

Inconsistent or low water pressure can cause premature filter expiration and poor quality drinks. For locations with low or inconsistent water pressure you should consider a Shurflo® Water Boost System.



You may never be called on to size a filter system for fountain drinks, but here are a few simple tips:

**Question #1:** How many carbonators are there?

**Question #2:** How many bag-in-box units are used monthly?

If you know these two things, the rest is as easy as EVP 1-2-3!

Fountain beverages represent one of the highest profit items in any foodservice operation today. From convenience stores to fine dining, fountain drinks are present. A fountain drink is approximately 83% water! And that doesn't include the ice! So, for great tasting fountain drinks that customers will repeatedly order, use an Everpure filter system from Pentair® to assure quality and good taste. It's as easy as EVP 1-2-3!

These sizing recommendations are merely general guidelines. For exact sizing by equipment manufacturer and model number, visit [everpuresizing.com](http://everpuresizing.com) or contact Pentair Everpure Technical Service: [servicespecialist@pentair.com](mailto:servicespecialist@pentair.com) or 800.942.1153.

Water Boost Sizing	ANNUAL USAGE				NUMBER OF DISPENSERS		
	VPO SYRUP		WATER CONSUMPTION		ONE	TWO	THREE
	GALLONS	LITERS	GALLONS	LITERS			
0 - 1,000	0 - 3,785	0 - 5,000	18,927	2.0 gallon [7.6 L] Medium WB 804-023	2.0 gallon [7.6 L] Medium WB 804-023	2.0 gallon [7.6 L] Medium WB 804-023	
1,000 - 1,500	3,785 - 5,678	5,000 - 7,500	18,927 - 28,391	2.0 gallon [7.6 L] Medium WB 804-023	2.0 gallon [7.6 L] Medium WB 804-023	6.0 gallon [22.7 L] Maxi WB 804-037	
1,500 - 2,000	5,678 - 7,571	7,500 - 10,000	28,391 - 37,854	2.0 gallon [7.6 L] Medium WB 804-023	2.0 gallon [7.6 L] Medium WB 804-023	6.0 gallon [22.7 L] Maxi WB 804-037	
2,000+	7,570+	10,000+	37,854+	2.0 gallon [7.6 L] Medium WB 804-023	6.0 gallon [22.7 L] Maxi WB 804-037	6.0 gallon [22.7 L] Maxi WB 804-037	

## EVERPURE® STEAMERS & COMBI OVENS

### Boiler Steam Ovens up to 12 Grains of Hardness

#### EV9797-50 KLEENSTEAM CT


**Compatible With**

- Gas boiler systems up to 125K BTU
- Electric boiler systems up to 18 kW

**Water Requirements**

- <12.0 grains/gallon hardness

**System**

- EV9797-50 Kleensteam CT

**Cartridges**

- EV9617-16 4CB5 Carbon
- EV9799-02 SS-10 ScaleStick®

#### EV9797-21 KLEENSTEAM II SINGLE


**Compatible With**

- Gas boiler systems 125 - 175K BTU
- Electric boiler systems 18 - 48 kW

**Water Requirements**

- <12.0 grains/gallon hardness

**System**

- EV9797-21 Kleensteam II Single

**Cartridges**

- EV9618-11 7CB5 Carbon
- EV9799-02 SS-10 ScaleStick

#### EV9797-22 KLEENSTEAM II TWIN


**Compatible With**

- Gas boiler systems 175K BTU and greater
- Electric boiler systems 48 kW & greater

**Water Requirements**

- <12.0 grains/gallon hardness

**System**

- EV9797-22 Kleensteam II Twin

**Cartridges**

- EV9618-11 (2 ea) 7CB5 Carbon
- EV9799-02 (1 ea) SS-10 ScaleStick

### Direct Injection Steam up to 12 Grains of Hardness

#### EV4339-14 WITH A SINGLE SYSTEM


**System**

- Claris XXL<sup>‡</sup> EV4339-14
- Claris Head 3/8-inch QCF\* EV4339-23  
Cartridge and head are sold separately.

**Compatible With**

- Rapid flash steamers 2 kW - 3 kW
- Proofers, small flash steamers 4 kW - 10 kW
- Medium flash steam & combi 11 kW - 24 kW

\* Also available in 1/4-inch QCF and 3/8-inch BSP.

<sup>‡</sup> Note: If chloride or silica is present in influent water supply, consult factory prior to installing filtration.

Steamers generally fall into two categories: electric and gas operated. Pentair® Everpure offers solutions for the smallest to the largest commercial steam equipment. Easy as EVP 1-2-3!

Steam cooking equipment is a major part of any medium to high volume foodservice operation today. Steamers are one of the most problematic pieces of kitchen equipment. They are subject to corrosion, scale buildup on controls, boiler walls, heating elements, etc. When a steamer is down, the kitchen is severely limited in production capacity and food quality.

Keep 'em steaming with Everpure Kleensteam®!

These sizing recommendations are merely general guidelines. For exact sizing by equipment manufacturer and model number, visit [everpuresizing.com](http://everpuresizing.com) or contact Pentair Everpure Technical Service: [servicespecialist@pentair.com](mailto:servicespecialist@pentair.com) or 800.942.1153.

# EVERPURE® STEAMERS & COMBI OVENS

## Boiler & Direct Injection Steam Greater than 12 Grains of Hardness

### EV9970-20 MRS-350BL WITH STORAGE TANK

#### FOR USE IN HARD WATER AREAS AND WITH BOILERLESS STEAMERS



**Compatible With**

- Gas boiler systems up to 175K BTU – requires 40.0 gallon [151.4 L] tank
- Gas boiler systems greater than 175K BTU – requires 80.0 gallon [302.8 L] tank
- Electric boiler systems up to 48 kW – requires 40.0 gallon [151.4 L] tank
- Electric boiler systems: 48 kW and greater – requires 80.0 gallon [302.8 L] tank
- All Boilerless Systems:  
For tank sizing, contact Pentair Everpure Technical Service

**Water Requirements**

- >12.0 grains/gallon hardness

**System**

- EV9970-20 MRS-350BL with appropriate sized tank; order tank separately

**Cartridges**

- EV9627-04 7TO-BW (1 ea)
- EV9627-07 MR-350 (1 ea)
- EV9668-24 BW-4400 (1 ea)

**Tanks**

- CH34472 40 gallon tank
- CH34473 80 gallon tank

### EV9976-00 CONSERV 75S REVERSE OSMOSIS (RO) SYSTEM

#### FOR USE IN HARD WATER AREAS AND WITH BOILERLESS STEAMERS



**Compatible With**

- Rapid flash steamers 2 kW – 3 kW
- Proofers, small flash steamers 4 kW – 10 kW
- Medium flash steam & combi ovens 11 kW – 24 kW
- Steam applications requiring less than 3 gallons per hour

**Water Requirements**

- >12.0 grains/gallon hardness

**System**

- EV9976-00 CONSERV 75S Reverse Osmosis (RO) System

**Cartridges**

- EV9976-25 CONSERV 75S Cartridge Replacement Kit
- EV9693-21 4FC5 Pretreatment Carbon Filter Replacement Cartridge
- 4002575 GRO-75EN RO Membrane Replacement Cartridge
- EV9627-45 4CC Post Treatment Calcite Feed Replacement Cartridge
- EV9976-25 Conserv RO-75S Cartridge Replacement Kit
- EV9693-21 4FC5 Pretreatment Carbon Filter Replacement Cartridge
- 4002575 GRO-75EN RO Membrane Replacement Cartridge
- EV9627-45 4CC Post Treatment Calcite Feed Replacement Cartridge

These sizing recommendations are merely general guidelines. For exact sizing by equipment manufacturer and model number, visit [everpuresizing.com](http://everpuresizing.com) or contact Pentair Everpure Technical Service: [servicespecialist@pentair.com](mailto:servicespecialist@pentair.com) or 800.942.1153.



### EVERPURE® WAREWASHING

#### UNDERCOUNTER AND DOOR TYPE MACHINES



**System**

- EV9799-11 Kleenware HTS-11 (1 ea)

**Requirements & Specifications**

- Mounts on hot water line to booster heater
- Up to 15 gpm [56.78 Lpm] flow rate, effective to 200.0°F [93.3°C]
- Inhibits limescale buildup-reduces corrosion
- Simple, effective Hydroblend™ technology

**Cartridges**

- EV9799-22 HT-10 Cartridge (1 ea)

Usually lasts up to six (6) months depending on volume

#### RACK CONVEYOR AND FLIGHT LINE MACHINES



**System**

- EV9799-11 Kleenware HTS-11 (1 ea)

**Requirements & Specifications**

- Self-metering head feeds proper amount of Hydroblend to booster heater
- High temperature housing effective up to 200.0°F [93.3°C]
- Flow rate up to 15 gpm [56.78 Lpm] for largest machines

**Cartridges**

- EV9799-22 HT-10 Cartridge (1 ea)

Should last four (4) to six (6) months depending on volume

#### EV9799-22 HT-10 REPLACEMENT CARTRIDGE



**Specifications**

- Scale control system featuring Hydroblend
- Inhibits mineral deposits
- Provides corrosion protection

Should last four (4) to six (6) months depending on volume.

Here's the easiest spec of all... one size fits all! From the undercounter models to flight line conveyers, Kleenware® "keeps 'em washing"!

Dish machines (warewashing equipment) are an integral part of foodservice kitchen packages. From the smallest undercounter units to rack and conveyor models, warewashing equipment has to work properly for the kitchen to function.

Pentair® Everpure Kleenware systems protect the booster heaters, spray arms and interior cavities of these machines and keeps them "on line" and working properly.

These sizing recommendations are merely general guidelines. For exact sizing by equipment manufacturer and model number, visit [everpuresizing.com](http://everpuresizing.com) or contact Pentair Everpure Technical Service: [servicespecialist@pentair.com](mailto:servicespecialist@pentair.com) or 800.942.1153.

# EVERPURE® COMBINATION SYSTEMS

## EV9328-06 EVERPURE HIGH FLOW CSR TRIPLE MC<sup>2</sup> SYSTEM



System available with low pressure alarm [EV9328-05]

**System**

- EV9328-06 CSR Triple MC<sup>2</sup>

**Requirements & Specifications**

- Micro-Pure® II media effectively inhibits the growth of bacteria on the filter media that can decrease product life\*
- Built-in prefilter removes sediment and prolongs MC<sup>2</sup> cartridge life
- Shutoff valve, inlet and outlet pressure gauges, flushing valve
- Supports two (2) carbonators, 1200 Series ice maker, three (3) to four (4) carbonators, and high volume coffee equipment
- SR-X scale reduction feeder for ice and coffee

**Cartridges**

- EV9534-26 EC210 Prefilter (1 ea)
- EV9612-56 MC<sup>2</sup> (3 ea)
- EV9799-32 SS-IMF (1 ea)

Features Micro-Pure II media<sup>†\*</sup>

## EV9437-10 EVERPURE HIGH FLOW CSR QUAD MC<sup>2</sup> SYSTEM



System available with low pressure alarm [EV9437-11]

**System**

- EV9437-10 CSR Quad MC<sup>2</sup>

**Requirements & Specifications**

- Micro-Pure II media effectively inhibits the growth of bacteria on the filter media that can decrease product life\*
- Built-in prefilter removes sediment and prolongs MC<sup>2</sup> cartridge life
- Built-in shutoff valve, inlet and outlet gauges and flushing valve
- Flow rate up to 6.7 gpm [25.4 Lpm]
- Supports two (2) carbonators, 1200 Series ice maker, three (3) to four (4) carbonators, and high volume coffee equipment

**Cartridges**

- EV9534-26 EC210 Prefilter (1 ea)
- EV9612-56 MC<sup>2</sup> (4 ea)
- EV9799-32 SS-IMF (1 ea)

Features Micro-Pure II media<sup>†\*</sup>

## EV9347-20 EVERPURE HIGH FLOW CSR PLUS XC<sup>2</sup>



System available with low pressure alarm [EV9347-21]

**System**

- EV9347-20 CSR Plus XC<sup>2</sup>

**Requirements & Specifications**

- Micro-Pure II media effectively inhibits the growth of bacteria on the filter media that can decrease product life\*
- High capacity, high volume system with XC<sup>2</sup> cartridges
- Surge tank provides reserve of filtered water for peak usage
- Supports two (2) carbonators, 1200 Series ice maker, three (3) to four (4) carbonators, and high volume coffee equipment
- XC<sup>2</sup> cartridges provide 40% more life than MC<sup>2</sup>s
- Up to 6.7 gpm [25.4 Lpm] flow rates

**Cartridges**

(Continued on next page.)

- EV9534-26 Prefilter (1 ea)
- EV9613-10 XC<sup>2</sup> (4 ea)
- EV9799-32 SS-IMF (1 ea)

Features Micro-Pure II media<sup>†\*</sup>

Great tasting soda and coffee, ice makers that stay clean and producing, FCB machines with no “off tastes”, steamers that stay on line, all good reasons to use Pentair® Everpure High Flow Systems. Models support up to 7.0 gpm [26.5 Lpm] flow rates and most feature built-in prefilters.

Everpure High Flow Combination Filter Systems are capable of serving multiple pieces of foodservice equipment from one central filtration system. Ice makers, coffee equipment, espresso, fountain beverages, drinking water and steam equipment all benefit from Pentair Everpure’s pure, clean “ingredient quality” water.

From a small C-Store to a full size restaurant, great water is as easy as EVP 1-2-3!

A general rule of thumb is that each MC<sup>2</sup> or XC<sup>2</sup> cartridge has a flow rate of 1.67 gpm [6.32 Lpm]. Each FC cartridge has a flow rate of 2.50 gpm [9.46 Lpm]. Total the system flow rate demand and determine how many filters you need for your system.

# OF FILTERS	MC <sup>2</sup> OR XC <sup>2</sup>		FC	
	FLOW RATE		FLOW RATE	
	GPM	LPM	GPM	LPM
1	1.67	6.32	2.50	9.46
2	3.34	12.64	5.00	18.93
3	5.01	18.96	7.50	28.39
4	6.68	25.29	10.00	37.85

These sizing recommendations are merely general guidelines. For exact sizing by equipment manufacturer and model number, visit [everpuresizing.com](http://everpuresizing.com) or contact Pentair Everpure Technical Service: [servicespecialist@pentair.com](mailto:servicespecialist@pentair.com) or 800.942.1153.

\*See individual system specification sheets for performance claims and FIFRA registration information.

†Proprietary Micro-Pure II filtration media effectively inhibits the growth of bacteria on the filter media that can decrease product life.



### EVERPURE® COMBINATION SYSTEMS (cont'd.)

#### EV9771-33 EVERPURE HIGH FLOW CSR TRIPLE 7CLM+ SYSTEM



**System**

- EV9771-33 HF CSR Triple 7CLM+

**Requirements & Specifications**

- Requires two (2) carbonators, 1200 Series ice maker; can handle up to three (3) to four (4) carbonators, and high volume coffee equipment
- 20" built-in prefilter reduces dirt and particulate and prolongs cartridge life
- SR-X with SS-IMF Cartridge inhibits scale buildup in ice machines and coffee brewers
- Includes shutoff valve, inlet and outlet pressure gauge

**Cartridges**

- EV9534-26 EC210 Prefilter (1 ea)
- EV9771-00 7CLM+ (3 ea)
- EV9799-32 SS-IMF (1 ea)

#### EV9771-34 EVERPURE HIGH FLOW CSR QUAD 7CLM+ SYSTEM



**System**

- EV9771-34 HF CSR Quad 7CLM+

**Requirements & Specifications**

- Requires two (2) carbonators, 1200 Series ice maker; can handle up to three (3) to four (4) carbonators, and high volume coffee equipment
- 20" built-in prefilter reduces dirt and particulate and prolongs cartridge life
- SR-X with SS-IMF Cartridge inhibits scale buildup in ice machines and coffee brewers
- Includes shutoff valve, inlet and outlet pressure gauge

**Cartridges**

- EV9534-26 EC210 Prefilter (1 ea)
- EV9771-00 7CLM+ (4 ea)
- EV9799-32 SS-IMF (1 ea)

#### EV9761-33 EVERPURE HIGH FLOW CSR TRIPLE XCLM+ SYSTEM



**System**

- EV9761-33 HF CSR Triple XCLM+

**Requirements & Specifications**

- Requires two (2) carbonators, 1200 Series ice maker; can handle up to three (3) to four (4) carbonators, and high volume coffee equipment
- 20" built-in prefilter reduces dirt and particulate and prolongs cartridge life
- SR-X with SS-IMF Cartridge inhibits scale buildup in ice machines and coffee brewers
- Includes shutoff valve, inlet and outlet pressure gauge

**Cartridges**

- EV9534-26 EC210 Prefilter (1 ea)
- EV9761-00 XCLM+ (3 ea)
- EV9799-32 SS-IMF (1 ea)

#### EV9761-34 EVERPURE HIGH FLOW CSR QUAD XCLM+ SYSTEM



**System**

- EV9761-34 HF CSR Quad XCLM+

**Requirements & Specifications**

- Requires three (3) carbonators, 1200 Series ice maker; can handle up to four (4) carbonators, and high volume coffee equipment
- 20" built-in prefilter reduces dirt and particulate and prolongs cartridge life
- SR-X with SS-IMF Cartridge inhibits scale buildup in ice machines and coffee brewers
- Includes shutoff valve, inlet and outlet pressure gauge

**Cartridges**

- EV9534-26 EC210 Prefilter (1 ea)
- EV9761-00 XCLM+ (4 ea)
- EV9799-32 SS-IMF (1 ea)

Everpure High Flow Combination Filter Systems are capable of serving multiple pieces of food service equipment from one central filtration system. Ice makers, coffee equipment, drinking water and steam equipment all benefit from Pentair® Everpure's pure, clean "ingredient quality" water. From a small C-Store to a full size restaurant, great water is as easy as EVP 1-2-3!

A general rule of thumb is that each 7CLM+ and XCLM+ cartridge has a flow rate of 1.67 gpm [6.32 Lpm] and 2.0 gpm [7.57 Lpm]. Total system flow rate demands and determines how many filters you need for your system.

# OF FILTERS	FLOW RATE	
	GPM	LPM
1	1.67	6.32
2	3.34	12.64
3	5.01	18.96
4	6.68	25.29

These sizing recommendations are merely general guidelines. For exact sizing by equipment manufacturer and model number, visit [everpuresizing.com](http://everpuresizing.com) or contact Pentair Everpure Technical Service: [servicespecialist@pentair.com](mailto:servicespecialist@pentair.com) or 800.942.1153.

# EVERPURE® COMBINATION SYSTEMS

## EV9329-44 EVERPURE HIGH FLOW CSR QUAD 4FC SYSTEM



**System**

- EV9329-44 HF CSR Quad 4FC

**Requirements & Specifications**

- Extended-life 4FC cartridge features balanced chemical and mechanical reduction for optimum performance in varying water qualities
- Proprietary Fibredyne™ media effectively inhibits the growth of bacteria on the filter media that can decrease product life\*†
- Built-in prefilter removes sediment and prolongs FC cartridge life
- Built-in shutoff valve, inlet and outlet gauges and flushing valve
- Flow rate up to 10 gpm [37.85 Lpm]
- Supports three (3) carbonators, 1,201-1,500 lbs. [545-680 kgs.] total daily ice production, and up to four (4) coffee/tea brewers and two (2) urns

**Cartridges**

- EV9534-12 EC110 Prefilter (1 ea)
- EV9692-21 4FC (4 ea)
- EV9799-42 SS-XL (1 ea)

## EV9329-73 EVERPURE HIGH FLOW CSR TRIPLE 7FC SYSTEM



**System**

- EV9329-73 HF CSR Triple 7FC

**Requirements & Specifications**

- Extended-life 7FC cartridge features balanced chemical and mechanical reduction for optimum performance in varying water qualities
- Proprietary Fibredyne™ media effectively inhibits the growth of bacteria on the filter media that can decrease product life\*†
- Built-in prefilter removes sediment and prolongs FC cartridge life
- Built-in shutoff valve, inlet and outlet gauges and flushing valve
- Flow rate up to 7.50 gpm [28.39 Lpm]
- Supports 2 carbonators, 1,201-1,500 lbs. [545-680 kgs.] total daily ice production, and up to four (4) coffee/tea brewers and two (2) urns

**Cartridges**

- EV9534-26 EC210 Prefilter (1 ea)
- EV9692-61 7FC (3 ea)
- EV9799-42 SS-XL (1 ea)

## EV9437-32 ENDURANCE® HIGH FLOW SYSTEM



**ALSO AVAILABLE:**  
Endurance SC High Flow System. See page 33 for more details.

**System**

- EV9437-32 Endurance HF Quad

**Requirements and Specifications**

- Unique pretreatment system
- SEN Cartridges with proprietary Fibredyne media for superior contaminant reduction
- 2SR-BW Phosphate Cartridge for scale reduction
- High capacity allows for once-per-year filter change-outs
- Outstanding dirt-capturing capabilities
- Pretreatment provided by unique pleated membrane with a large surface area
- Compact design nearly the same footprint as the Everpure High Flow CSR Quad System

**Cartridges**

- Endurance Quad Cartridge Kit
- EV9628-72

These sizing recommendations are merely general guidelines. For exact sizing by equipment manufacturer and model number, visit [everpuresizing.com](http://everpuresizing.com) or contact Pentair Everpure Technical Service: [servicespecialist@pentair.com](mailto:servicespecialist@pentair.com) or 800.942.1153.

\*See individual system specification sheets for performance claims and FIFRA registration information.  
†Proprietary Fibredyne II filtration media effectively inhibits the growth of bacteria on the filter media that can decrease product life.



#### WATER QUALITY SYSTEMS

EVERPURE-SHURFLO WORLD HEADQUARTERS, 1040 MUIRFIELD DRIVE, HANOVER PARK, IL 60133 USA • FOODSERVICE.PENTAIR.COM  
800.942.1153 (US ONLY) • 630.307.3000 MAIN • 630.307.3030 FAX • CSEVERPURE@PENTAIR.COM EMAIL

EVERPURE-SHURFLO AUSTRALIA, 1-21 MONASH DRIVE, DANDENONG SOUTH, VIC 3175 AUSTRALIA  
011.1300 576 190 TEL • 011.61.39.562.7237 FAX • AU.EVERPURE@PENTAIR.COM EMAIL

EVERPURE-SHURFLO CHINA, 21F CLOUD 9 PLAZA, NO 1118, SHANGHAI, 200052, CHINA  
86.21.3211.4588 TEL • 86.21.3211.4580 FAX • CHINA.WATER@PENTAIR.COM EMAIL

EVERPURE-SHURFLO INDIA, GREEN BOULEVARD, B-9/A, 7TH FLOOR - TOWER B SECTOR 62, NOIDA - 201301  
91.120.419.9444 TEL • 91.120.419.9400 FAX • INDIACUSTOMER@PENTAIR.COM EMAIL

EVERPURE-SHURFLO EUROPE, PENTAIR WATER BELGIUM BVBA, INDUSTRIEPARK WOLFSTEE, TOEKOMSTLAAN, 30 B-2200 HERENTALS, BELGIUM  
+32.(0).14.283.500 TEL • +32.(0).14.283.505 FAX • SALES@EVERPURE-EUROPE.COM EMAIL

EVERPURE-SHURFLO JAPAN INC., HASHIMOTO MN BLDG. 7F, 3-25-1 HASHIMOTO, MIDORI-KU, SAGAMIHARA-SHI KANAGAWA 252-0143, JAPAN  
81.(0)42.775.3011 TEL • 81.(0)42.775.3015 FAX • INFO@EVERPURE.CO.JP EMAIL

EVERPURE-SHURFLO SOUTHEAST ASIA, 390 HAVELOCK ROAD, #04-01 KING'S CENTRE, SINGAPORE 169662  
65.6768.5800 TEL • 65.6737.5149 FAX • CSEVERPURE@PENTAIR.COM EMAIL

Pentair trademarks and logos are owned by Pentair plc or its affiliates. Third party registered and unregistered trademarks and logos are property of their respective owners. Because we are continuously improving our products and services, Pentair reserves the right to change specifications without prior notice.

Pentair is an equal opportunity employer.

EV7013-99 REV G MY17 © 2017 Pentair Filtration Solutions, LLC. All Rights Reserved.